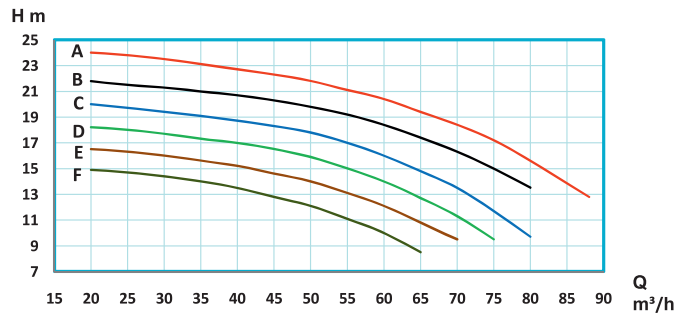
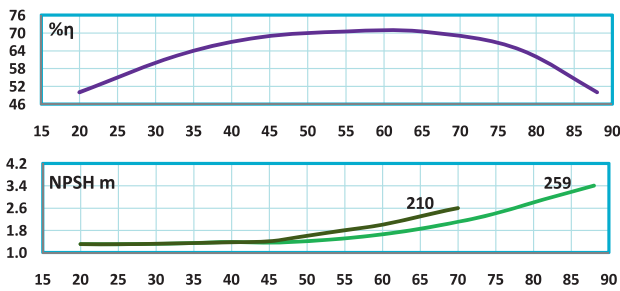
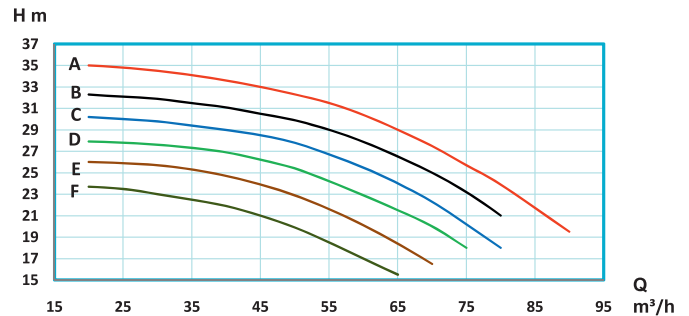
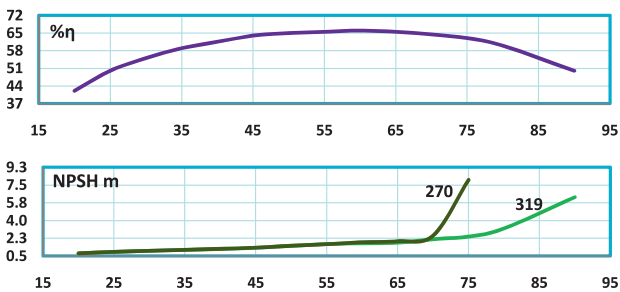


ETA 4 1450 r.p.m

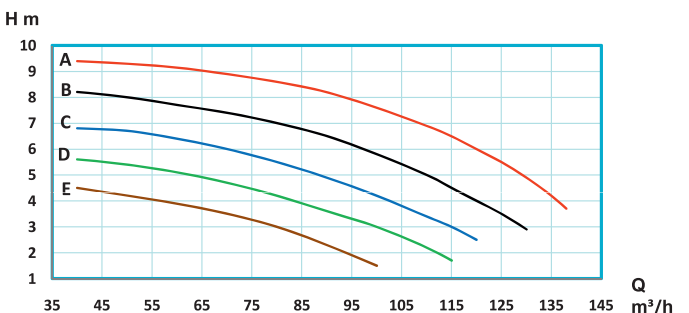
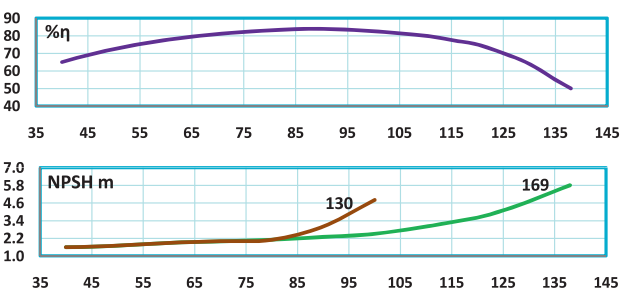
نوب پمپ	قدرت		جریان A	قطر بروانه D (mm)	قطر فلایج پمپ (mm)		آبدهی (m ³ /h)	20	25	30	35	40	45	50	55	60	65	70	75	80	88	
	KW	HP			رانس	مکش		H (m)														
ETA4 65-250 F	3	4	7	210	65	80	H (m)	14.9	14.7	14.4	14	13.5	12.8	12.1	11.1	10	8.5	*	*	*	*	
ETA4 65-250 E	4	5.5	9	220	65	80		16.5	16.3	16	15.6	15.2	14.6	14	13.1	12.1	10.8	9.5	*	*	*	*
ETA4 65-250 D	5.5	7.5	12	230	65	80		18.2	18	17.7	17.3	17	16.5	15.9	15	14	12.7	11.3	9.5	*	*	*
ETA4 65-250 C	5.5	7.5	12	240	65	80		20	19.7	19.4	19.1	18.7	18.3	17.8	17	16	14.8	13.5	11.7	9.7	*	*
ETA4 65-250 B	7.5	10	16	250	65	80		21.8	21.5	21.3	21	20.7	20.3	19.8	19.2	18.4	17.4	16.3	15	13.5	*	*
ETA4 65-250 A	7.5	10	16	259	65	80		24	23.8	23.5	23.1	22.7	22.3	21.8	21.1	20.4	19.4	18.4	17.2	15.6	12.8	*



نوب پمپ	قدرت		جریان A	قطر بروانه D (mm)	قطر فلایج پمپ (mm)		آبدهی (m ³ /h)	20	25	30	35	40	45	50	55	60	65	70	75	80	90	
	KW	HP			رانس	مکش		H (m)														
ETA4 65-315 F	5.5	7.5	12	270	65	80	H (m)	23.7	23.5	23	22.5	21.9	21	19.9	18.5	17	15.5	*	*	*	*	
ETA4 65-315 E	7.5	10	16	280	65	80		26	25.9	25.7	25.3	24.7	23.9	22.9	21.6	20.1	18.4	16.5	*	*	*	*
ETA4 65-315 D	11	15	22	290	65	80		27.9	27.8	27.6	27.3	26.9	26.2	25.4	24.2	22.9	21.5	20	18	*	*	*
ETA4 65-315 C	11	15	22	300	65	80		30.2	30	29.8	29.4	29	28.5	27.8	26.7	25.5	24	22.3	20.2	18	*	*
ETA4 65-315 B	11	15	22	310	65	80		32.3	32.1	31.9	31.5	31.1	30.5	29.9	29	27.9	26.5	25	23.2	21	*	*
ETA4 65-315 A	11	15	22	319	65	80		35	34.8	34.5	34.1	33.6	33	32.3	31.5	30.4	29	27.5	25.7	23.9	19.5	*

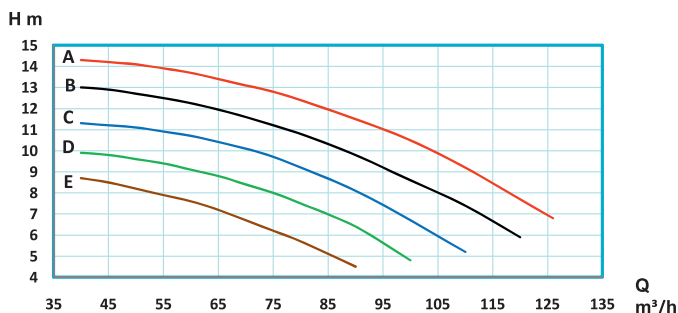
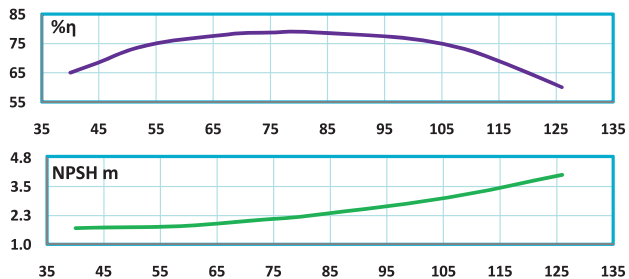


نوب پمپ	قدرت		جریان A	قطر بروانه D (mm)	قطر فلایج پمپ (mm)		آبدهی (m ³ /h)	40	50	60	70	80	90	100	110	115	120	125	130	135	138	
	KW	HP			رانس	مکش		H (m)														
ETA4 80-160 E	1.1	1.5	3	130	80	100	H (m)	4.5	4.2	3.9	3.5	3	2.3	1.5	*	*	*	*	*	*	*	*
ETA4 80-160 D	1.1	1.5	3	140	80	100		5.6	5.4	5.1	4.7	4.2	3.6	3	2.2	1.7	*	*	*	*	*	*
ETA4 80-160 C	2.2	3	5	150	80	100		6.8	6.7	6.4	6	5.5	4.9	4.2	3.4	3	2.5	*	*	*	*	*
ETA4 80-160 B	2.2	3	5	160	80	100		8.2	8	7.7	7.4	7	6.5	5.8	5	4.5	4	3.5	2.9	*	*	*
ETA4 80-160 A	3	4	7	169	80	100		9.4	9.3	9.1	8.9	8.6	8.2	7.6	6.9	6.5	6	5.5	4.9	4.2	3.7	*

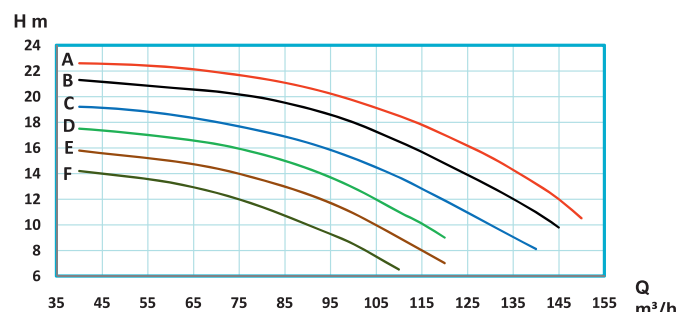
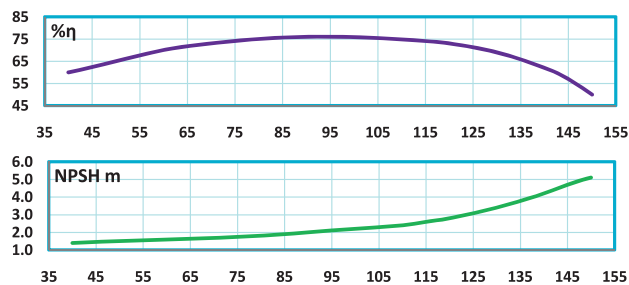


ETA 4 1450 r.p.m

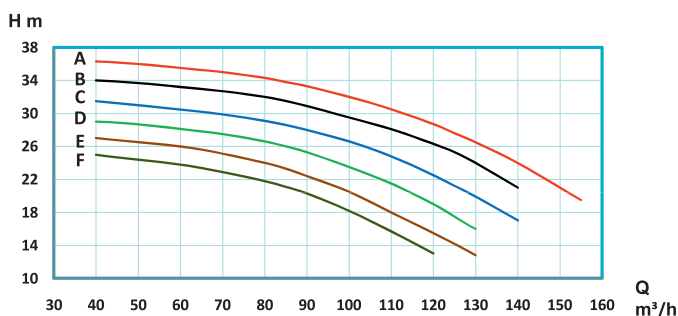
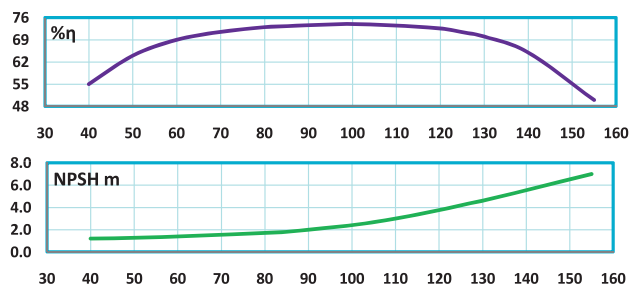
نیم پمپ	قدرت		حریان A	قطر پروانه D (mm)	قطر فلانچ پمپ (mm)		آبدهی (m ³ /h)	40	45	50	55	60	65	70	75	80	90	100	110	120	126
	KW	HP			رانش	مکش		H (m)													
ETA4 80-200 E	2.2	3	5	170	80	100	H (m)	8.7	8.5	8.2	7.9	7.6	7.2	6.7	6.2	5.7	4.5	*	*	*	*
ETA4 80-200 D	3	4	7	180	80	100		9.9	9.8	9.6	9.4	9.1	8.8	8.4	8	7.5	6.4	4.8	*	*	*
ETA4 80-200 C	4	5.5	9	190	80	100		11.3	11.2	11.1	10.9	10.7	10.4	10.1	9.7	9.2	8.1	6.7	5.2	*	*
ETA4 80-200 B	4	5.5	9	200	80	100		13	12.9	12.7	12.5	12.3	12	11.6	11.2	10.8	9.8	8.6	7.4	5.9	*
ETA4 80-200 A	5.5	7.5	12	209	80	100		14.3	14.2	14.1	13.9	13.7	13.4	13.1	12.8	12.4	11.5	10.5	9.2	7.7	6.8



نیم پمپ	قدرت		حریان A	قطر پروانه D (mm)	قطر فلانچ پمپ (mm)		آبدهی (m ³ /h)	40	50	60	70	80	90	100	110	115	120	130	140	145	150
	KW	HP			رانش	مکش		H (m)													
ETA4 80-250 F	4	5.5	9	210	80	100	H (m)	14.2	13.8	13.3	12.5	11.4	10	8.5	6.5	*	*	*	*	*	*
ETA4 80-250 E	5.5	7.5	12	220	80	100		15.8	15.4	15	14.4	13.5	12.4	10.9	9	8	7	*	*	*	*
ETA4 80-250 D	7.5	10	16	230	80	100		17.5	17.2	16.8	16.3	15.5	14.4	12.9	11	10.1	9	*	*	*	*
ETA4 80-250 C	7.5	10	16	240	80	100		19.2	19	18.6	18	17.3	16.4	15.2	13.7	12.8	11.9	10	8.1	*	*
ETA4 80-250 B	11	15	22	250	80	100		21.3	21	20.7	20.4	19.9	19.1	18	16.5	15.7	14.8	13	11	9.8	*
ETA4 80-250 A	11	15	22	259	80	100	22.6	22.5	22.3	21.9	21.4	20.7	19.7	18.5	17.8	17	15.3	13.2	12	10.5	

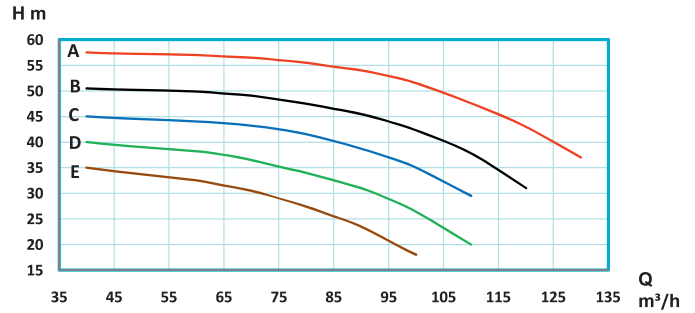
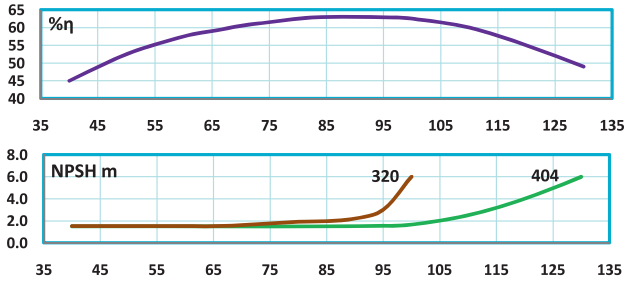


نیم پمپ	قدرت		حریان A	قطر پروانه D (mm)	قطر فلانچ پمپ (mm)		آبدهی (m ³ /h)	40	50	60	70	80	85	90	100	110	120	125	130	140	155
	KW	HP			رانش	مکش		H (m)													
ETA4 80-315 F	9.2	12.5	18	270	80	100	H (m)	25	24.4	23.8	22.9	21.8	21.1	20.3	18.2	15.7	13	*	*	*	*
ETA4 80-315 E	11	15	22	280	80	100		27	26.5	26	25.1	24	23.3	22.4	20.5	18	15.5	14.2	12.8	*	*
ETA4 80-315 D	15	20	29	290	80	100		29	28.7	28.1	27.5	26.6	26	25.3	23.5	21.5	19	17.5	16	*	*
ETA4 80-315 C	15	20	29	300	80	100		31.5	31	30.5	29.9	29.1	28.6	28	26.6	24.8	22.5	21.2	19.9	17	*
ETA4 80-315 B	15	20	29	310	80	100		34	33.7	33.2	32.7	32	31.5	30.9	29.5	28.1	26.3	25.3	24	21	*
ETA4 80-315 A	18.5	25	38	319	80	100	36.3	36	35.5	35	34.3	33.8	33.3	32	30.5	28.7	27.6	26.5	24	19.5	

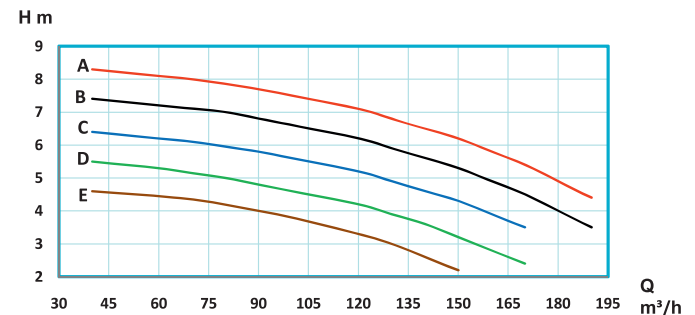
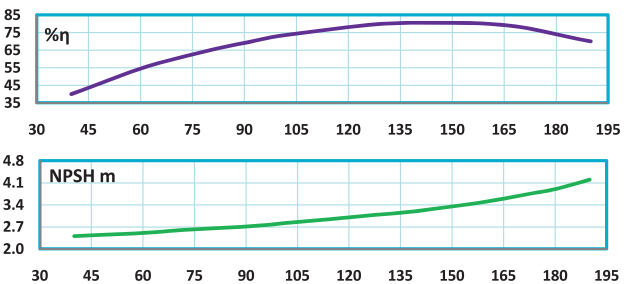


ETA 4 1450 r.p.m

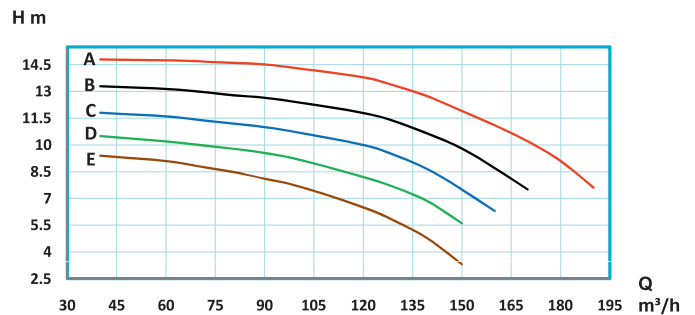
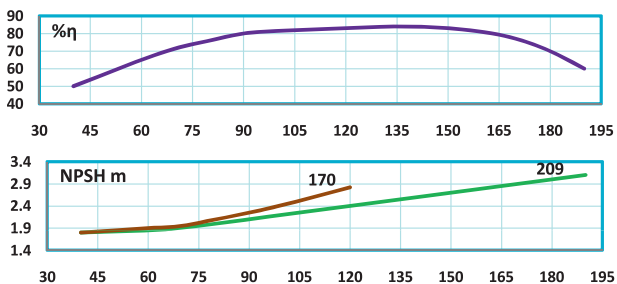
نوب پمپ	قدرت		جریان A	قطر بروانه D (mm)	قطر فلانچ پمپ (mm)		آبدهی (m ³ /h)	40	50	60	65	70	75	80	85	90	95	100	110	120	130
	KW	HP			رانس	مکنش		H (m)													
ETA4 80-400 E	15	20	29	320	80	100	H (m)	35	33.7	32.5	31.5	30.5	29	27.4	25.5	23.5	20.7	18	*	*	*
ETA4 80-400 D	18.5	25	38	340	80	100		40	39	38.2	37.5	36.5	35.2	34	32.5	31	28.9	26.4	20	*	*
ETA4 80-400 C	22	30	43.5	360	80	100		45	44.5	44	43.7	43.2	42.5	41.5	40.2	38.7	37	35	29.5	*	*
ETA4 80-400 B	30	41	58	380	80	100		50.5	50.2	50	49.5	49.1	48.3	47.5	46.5	45.5	44	42.3	37.8	31	*
ETA4 80-400 A	30	41	58	404	80	100		57.5	57.2	57	56.7	56.5	56	55.5	54.7	54	52.9	51.5	47.6	43	37



نوب پمپ	قدرت		جریان A	قطر بروانه D (mm)	قطر فلانچ پمپ (mm)		آبدهی (m ³ /h)	40	60	70	80	90	100	120	130	140	150	160	170	180	190
	KW	HP			رانس	مکنش		H (m)													
ETA4 100-160 E	2.2	3	5	150/110	100	125	H (m)	4.6	4.4	4.3	4.2	4	3.8	3.3	3	2.6	2.2	*	*	*	*
ETA4 100-160 D	2.2	3	5	160/120	100	125		5.5	5.3	5.1	5	4.8	4.6	4.2	3.9	3.6	3.2	2.8	2.4	*	*
ETA4 100-160 C	3	4	7	169/130	100	125		6.4	6.2	6.1	6	5.8	5.6	5.2	4.9	4.6	4.3	3.9	3.5	*	*
ETA4 100-160 B	3	4	7	169/150	100	125		7.4	7.2	7.1	7	6.8	6.6	6.2	5.9	5.6	5.3	4.9	4.5	4	3.5
ETA4 100-160 A	4	5.5	9	169	100	125		8.3	8.1	8	7.8	7.7	7.5	7.1	6.8	6.5	6.2	5.8	5.4	4.9	4.4

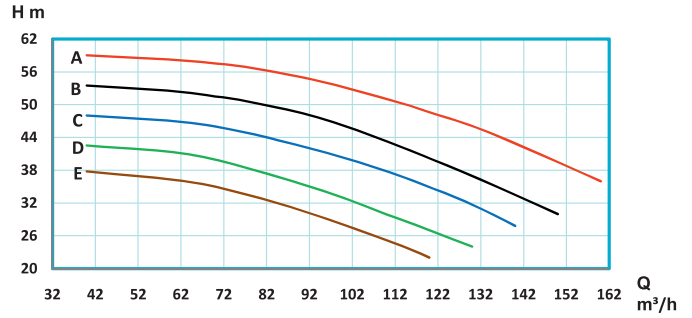
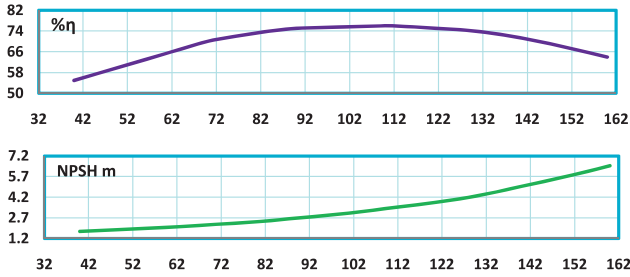


نوب پمپ	قدرت		جریان A	قطر بروانه D (mm)	قطر فلانچ پمپ (mm)		آبدهی (m ³ /h)	40	60	70	80	90	100	120	130	140	150	160	170	180	190
	KW	HP			رانس	مکنش		H (m)													
ETA4 100-200 E	4	5.5	9	170	100	125	H (m)	9.4	9.1	8.8	8.5	8.1	7.7	6.5	5.7	4.7	3.3	*	*	*	*
ETA4 100-200 D	5.5	7.5	12	180	100	125		10.5	10.2	10	9.8	9.5	9.2	8.2	7.6	6.8	5.6	*	*	*	*
ETA4 100-200 C	5.5	7.5	12	190	100	125		11.8	11.6	11.4	11.2	11	10.7	10	9.4	8.6	7.5	6.3	*	*	*
ETA4 100-200 B	7.5	10	16	200	100	125		13.3	13.1	13	12.8	12.6	12.4	11.8	11.3	10.6	9.8	8.7	7.5	*	*
ETA4 100-200 A	7.5	10	16	209	100	125		14.8	14.7	14.7	14.6	14.5	14.3	13.8	13.3	12.7	11.9	11.1	10.2	9.1	7.6

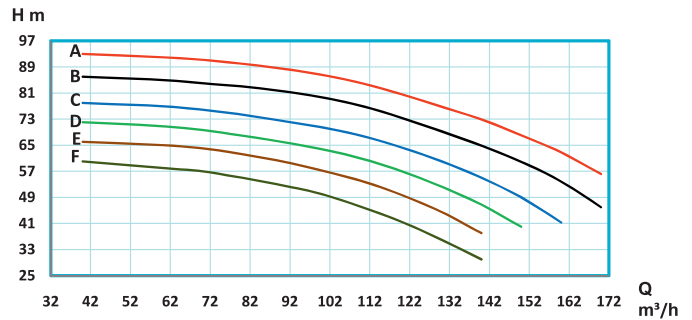
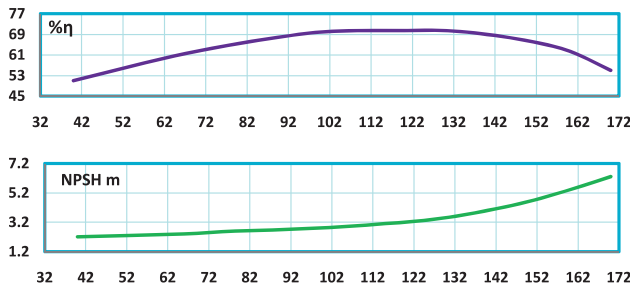


ETA 2900 r.p.m

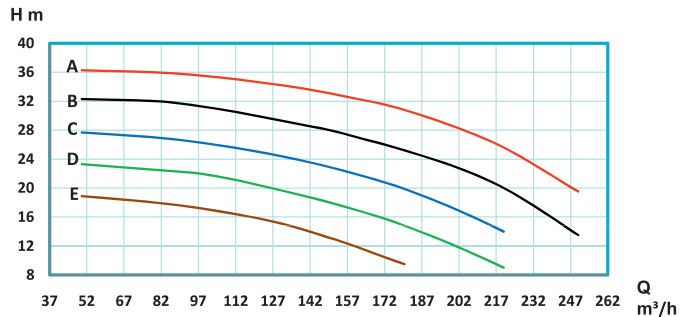
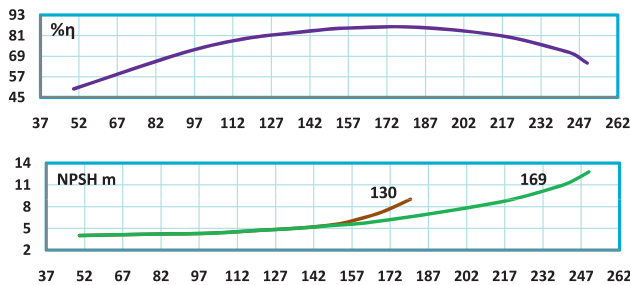
نیم پمپ	قدرت		حریان A	قطر پروانه D (mm)	قطر فلایج پمپ (mm)		آبدهی (m ³ /h)	40	60	70	75	80	90	100	110	115	120	130	140	150	160
	KW	HP			رانس	مکش		H (m)													
ETA 65-200 E	15	20	30	170	65	80	H (m)	37.8	36.3	35	34	33	30.7	28	25.2	23.7	22	*	*	*	*
ETA 65-200 D	15	20	30	180	65	80		42.5	41.3	39.9	38.9	37.8	35.5	32.9	29.9	28.5	27	24	*	*	*
ETA 65-200 C	22	30	42.5	190	65	80		48	47	46	45.2	44.4	42.4	40.3	37.8	36.4	34.9	31.7	27.8	*	*
ETA 65-200 B	22	30	42.5	200	65	80		53.5	52.5	51.5	51	50.2	48.5	46.2	43.3	41.8	40.2	37	33.5	30	*
ETA 65-200 A	30	41	57	209	65	80		59	58.3	57.8	57.2	56.5	55	53.2	51	49.9	48.6	46.1	42.9	39.5	36



نیم پمپ	قدرت		حریان A	قطر پروانه D (mm)	قطر فلایج پمپ (mm)		آبدهی (m ³ /h)	40	60	70	75	80	90	100	110	120	130	140	150	160	170
	KW	HP			رانس	مکش		H (m)													
ETA 65-250 F	22	30	42.5	210	65	80	H (m)	60	58	57	56	55	52.7	50	46	41.5	36	30	*	*	*
ETA 65-250 E	30	41	57	220	65	80		66	65	64	63.2	62.2	60	57.2	54	49.7	44.5	38	*	*	*
ETA 65-250 D	37	50	69	230	65	80		72	70.8	69.6	68.8	67.9	66	63.7	60.9	57	52.3	46.8	40	*	*
ETA 65-250 C	45	60	83	240	65	80		78	77	75.9	75.2	74.4	72.5	70.5	67.9	64.3	60.1	55	49	41.3	*
ETA 65-250 B	45	60	83	250	65	80		86	85	84	83.5	83	81.6	79.7	77	73.4	69.2	64.9	59.9	53.9	46
ETA 65-250 A	55	75	104	259	65	80	93	92	91.2	90.6	90	88.5	86.6	84	80.6	76.8	72.9	68	62.8	56.1	

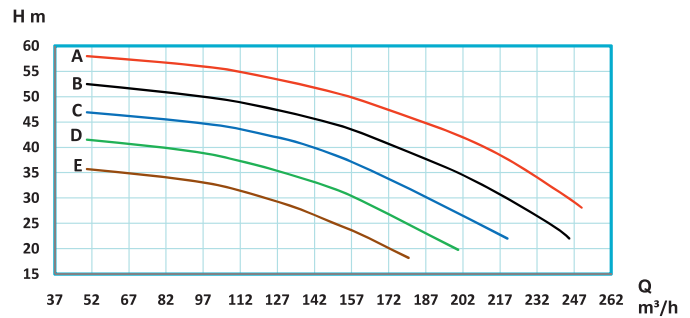
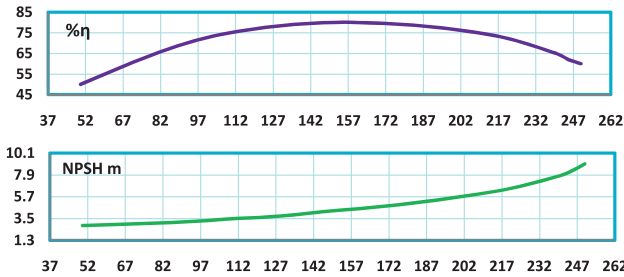


نیم پمپ	قدرت		حریان A	قطر پروانه D (mm)	قطر فلایج پمپ (mm)		آبدهی (m ³ /h)	50	80	100	120	135	150	160	170	180	200	220	240	245	250
	KW	HP			رانس	مکش		H (m)													
ETA 80-160 E	7.5	10	15	130	80	100	H (m)	18.9	18	17.1	15.9	14.7	13.1	12	10.7	9.5	*	*	*	*	*
ETA 80-160 D	11	15	22.5	140	80	100		23.3	22.5	21.9	20.5	19.3	18	17	16	14.8	12.1	9	*	*	*
ETA 80-160 C	15	20	30	150	80	100		27.7	27	26.2	25.1	24.1	22.9	22	21	19.9	17.2	14	*	*	*
ETA 80-160 B	18.5	25	36	160	80	100		32.3	32	31.2	30	29	28	27.1	26.2	25.2	23	20	15.8	14.6	13.5
ETA 80-160 A	22	30	42.5	169	80	100		36.3	36	35.5	34.7	34	33.1	32.4	31.7	30.8	28.5	25.6	21.6	20.5	19.5

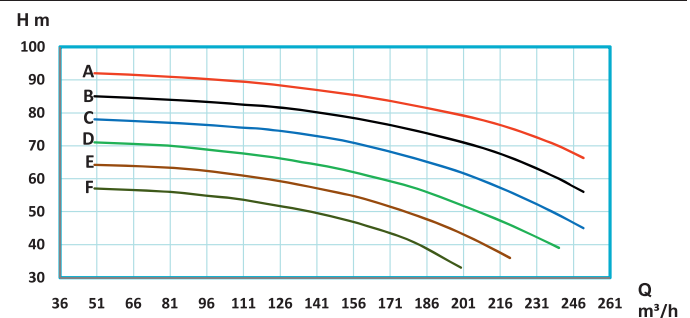
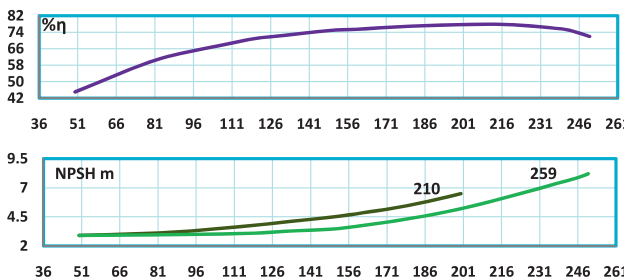


ETA 2900 r.p.m

تیپ پمپ	قدرت		حریان	قطر پروانه		قطر فلنج پمپ (mm)		آبدهی (m ³ /h)	50	80	100	110	120	135	150	160	180	200	220	240	245	250
	KW	HP		A	D (mm)	رانس	مکش		H (m)													
ETA 80-200 E	18.5	25	36	170	80	100	H (m)	35.7	34.2	32.8	31.7	30.3	28	25	23	18.2	*	*	*	*	*	
ETA 80-200 D	22	30	42.5	180	80	100		41.5	40	38.6	37.5	36.3	34.2	31.8	29.7	24.8	19.8	*	*	*	*	*
ETA 80-200 C	30	41	57	190	80	100		46.9	45.6	44.5	43.8	42.7	41	38.5	36.5	31.9	27	22	*	*	*	*
ETA 80-200 B	30	41	57	200	80	100		52.5	51	49.8	49.1	48.1	46.5	44.6	43	39.1	35	29.9	24	22	*	*
ETA 80-200 A	37	50	69	209	80	100		58	56.8	55.8	55.1	54.1	52.6	50.8	49.4	46	42.4	37.7	31.5	29.9	28.1	*



تیپ پمپ	قدرت		حریان	قطر پروانه		قطر فلنج پمپ (mm)		آبدهی (m ³ /h)	50	80	100	110	120	135	150	160	180	200	220	240	245	250	
	KW	HP		A	D (mm)	رانس	مکش		H (m)														
ETA 80-250 F	30	41	57	210	80	100	H (m)	57	56	54.5	53.7	52.4	50.5	48	46	41	33	*	*	*	*		
ETA 80-250 E	37	50	69	220	80	100		64.2	63.4	62	61	60	58	55.7	54	49.3	43.5	36	*	*	*	*	
ETA 80-250 D	45	60	83	230	80	100		71	70	68.5	67.7	66.8	65	63	61.2	57.4	52	46	39	*	*	*	
ETA 80-250 C	55	75	104	240	80	100		78	77	76.1	75.5	75	73.6	71.8	70.2	66.4	61.9	56	79	47	45	*	*
ETA 80-250 B	75	100	140	250	80	100		85	84	83.1	82.5	82	80.8	79.1	77.9	74.8	71.2	66.5	60	58	56	*	*
ETA 80-250 A	75	100	140	259	80	100		92	91	90	89.5	88.8	87.5	86	85	82.3	79.3	75.4	69.9	68.1	66.3	*	*



تیپ پمپ	قدرت		حریان	قطر پروانه		قطر فلنج پمپ (mm)		آبدهی (m ³ /h)	100	125	150	175	200	225	250	260	275	300	325	340	350	380
	KW	HP		A	D (mm)	رانس	مکش		H (m)													
ETA 100-160 E	15	20	30	150/110	100	125	H (m)	18.7	18	17.1	16.1	15.1	14	12.9	12.4	11.6	*	*	*	*	*	
ETA 100-160 D	18.5	25	36	160/120	100	125		21.5	20.9	20.1	19.3	18.4	17.5	16.3	15.8	14.9	13	*	*	*	*	*
ETA 100-160 C	22	30	42.5	169/130	100	125		25	24.5	23.9	23	22.1	21.2	20	19.5	18.6	16.8	15	14	*	*	*
ETA 100-160 B	30	41	57	169/150	100	125		29	28.5	27.8	27.1	26.3	25.3	24	23.5	22.5	20.7	18.8	17.5	16.5	*	*
ETA 100-160 A	30	41	57	169	100	125		32.5	32	31.5	30.8	30	29	27.9	27.4	26.6	25	23.2	22.1	21.3	18.9	*

